

ALTOS® Loose Tube, Gel-Free, All-Dielectric Cable with FastAccess® Technology

CORNING

Corning ALTOS® cable with FastAccess® technology is an all-dielectric gel-free cable designed for outdoor and limited indoor use for campus backbones in lashed aerial and duct installations. The innovative FastAccess technology feature combined with the all-dielectric gel-free loose tube design simplifies removal of the cable jacket reducing cable end access time by at least 50 percent. Equally important is the overall reduction in risk of inadvertent fiber damage and risk to installers from sharp cable access tools. The cable is fully waterblocked using craft-friendly, water-swallowable materials, which means no clean up is required. The flexible buffer tubes are easy to route in closures, and the SZ-stranded, loose tube design isolates fibers from installation and environmental rigors while allowing easy mid-span access. The all-dielectric gel-free cable construction requires no bonding or grounding, and these cables have a medium-density polyethylene jacket that is rugged, durable and easy to handle. A variety of fiber types are available including 62.5 µm and 50 µm, single-mode and hybrid versions, as well as fibers with Gigabit and 10 Gigabit Ethernet performance.

Features and Benefits

Contains FastAccess® technology

Innovative cable jacket feature reduces cable end access time, reduces overall risk of inadvertent fiber damage, as well as, risk to installers from sharp cable access tools

Polyethylene jacket

Rugged, durable and easy to strip (while providing superior protection against UV radiation, fungus, abrasion and other environmental factors)

Fully waterblocked loose tube all-dielectric gel-free design


Simple access and no clean up

Industry-standard performance


Meets the requirements of Telcordia GR-20, Issue 3 and ICEA S-87-640

Available in 62.5 µm, 50 µm, single-mode and hybrid versions

Ready for any application including Gigabit Ethernet and 10 Gigabit Ethernet



ALTOS® Loose Tube, Gel-Free, All-Dielectric Cable with FastAccess® Technology, 72 F, 50 µm multimode (OM4)



ALTOS® Loose Tube, Gel-Free, All-Dielectric Cable with FastAccess® Technology, 288 F, SMF-28® Ultra fiber, Single-mode (OS2)

CONTACT US



1841 Industrial Ave
San Angelo, TX 76904
(325) 262-4031

www.unitedtelsupply.com

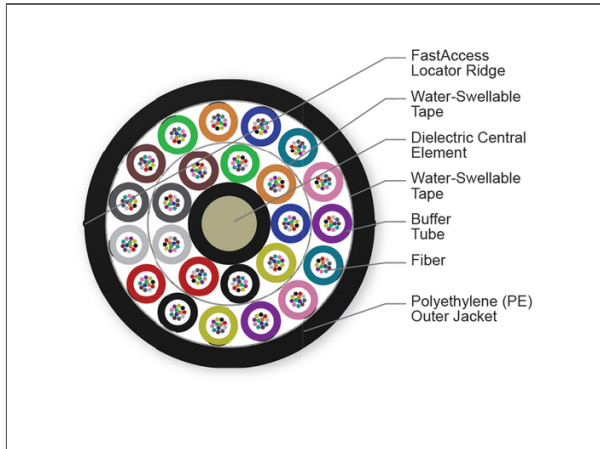


and

CORNING



ALTOS® Loose Tube, Gel-Free, All-Dielectric Cable with FastAccess® Technology



ALTOS® Loose Tube, Gel-Free, All-Dielectric Cable with FastAccess® Technology, 288 F, SMF-28® Ultra fiber, Single-mode (OS2)

Standards	
RoHS	Free of hazardous substances according to RoHS 2011/65/EU

Specifications

General Specifications	
Environment	Outdoor
Product Type	Dielectric
Cable Type	Loose Tube

Temperature Range	
Temperature Range, Storage	-40 °C - 70 °C (-40 °F - 158 °F)
Temperature Range, Installation	-30 °C - 70 °C (-22 °F - 158 °F)
Temperature Range, Operation	-40 °C - 70 °C (-40 °F - 158 °F)

ALTOS® Loose Tube, Gel-Free, All-Dielectric Cable with FastAccess® Technology

CORNING

Temperature Range

Notes

Corning recommends storing cable in a proper temperature environment prior to installation to allow the cable temperature to meet installation temperature range specifications for best installation results.

Design Characteristics Cable

Fiber Count	Fibers per Tube	Number of Tube Positions	Number of Active Tubes	Buffer Tube Diameter
2	2	6	1	2.5 mm (0.1 in)
4	4	6	1	2.5 mm (0.1 in)
6	6	6	1	2.5 mm (0.1 in)
12 - 72	12	6	1 - 6	2.5 mm (0.1 in)
96	12	8	8	2.5 mm (0.1 in)
144	12	12	12	2.5 mm (0.1 in)
192 - 216	12	18	16 - 18	2.5 mm (0.1 in)
288	12	24	24	2.5 mm (0.1 in)

Transmission Performance

Multimode

Fiber Category	OM1	OM2	OM3	OM4
Fiber Code	K	T	T	T
Performance Option Code	30	31	80	90
Fiber Core Diameter	62.5 µm	50 µm	50 µm	50 µm
Wavelengths	850 nm / 1300 nm	850 nm / 1300 nm	850 nm / 1300 nm	850 nm / 1300 nm
Maximum Attenuation	3.4 dB/km / 1.0 dB/km	3.0 dB/km / 1.0 dB/km	3.0 dB/km / 1.0 dB/km	3.0 dB/km / 1.0 dB/km
Serial 1 Gigabit Ethernet	300 MHz*km / 550 MHz*km	750 MHz*km / 500 MHz*km	1000 MHz*km / 600 MHz*km	1100 MHz*km / 600 MHz*km
Serial 10 Gigabit Ethernet	33 MHz*km / -	150 MHz*km / -	300 MHz*km / -	550 MHz*km / -



and



ALTOS® Loose Tube, Gel-Free, All-Dielectric Cable with FastAccess® Technology



Multimode				
Min. Overfilled Launch (OFL) Bandwidth	200 MHz*km / 500 MHz*km	700 MHz*km / 500 MHz*km	1500 MHz*km / 500 MHz*km	3500 MHz*km / 500 MHz*km
Minimum Effective Modal Bandwidth (EMB)	220 MHz*km / -	950 MHz*km / -	2000 MHz*km / -	4700 MHz*km / -

Transmission Performance

Single-mode					
Performance Option Code	01	19	22	00	01
Fiber Category	G.655	G.652	G.652.D/G.657.A1	G.652.D	G.652.D
Fiber Name	LEAF® fiber	SMF-28® ULL	SMF-28® Ultra fiber	Single-mode (OS2)	Single-mode (OS2)
Wavelengths	1310 nm / 1383 nm / 1550 nm	1310 nm / 1383 nm / 1550 nm	1310 nm / 1383 nm / 1550 nm	1310 nm / 1383 nm / 1550 nm	1310 nm / 1383 nm / 1550 nm
Fiber Code	F	P	Z	E	E
Maximum Attenuation	- / - / 0.25 dB/km	0.33 dB/km / - / 0.19 dB/km	0.34 dB/km / 0.34 dB/km / 0.22 dB/km	0.35 dB/km / 0.35 dB/km / 0.25 dB/km	0.4 dB/km / 0.4 dB/km / 0.3 dB/km

CONTACT US



1841 Industrial Ave
San Angelo, TX 76904
(325) 262-4031

www.unitedtelsupply.com



and

CORNING



ALTOS® Loose Tube, Gel-Free, All-Dielectric Cable with FastAccess® Technology



1 Select fiber count.

Standard offerings:

012	048	096	216
024	060	144	288
036	072	192	

2 Select fiber code.

- K = 62.5 µm multimode (OM1)
- T = 50 µm multimode (OM2/OM3/OM4)
- E = Single-mode (G.652.D)
- Z = Single-mode (G.652.D/G.657.A1) SMF-28® Ultra fiber
- P = Single-mode (G.652) SMF-28® ULL
- F = Single-mode (G.655) LEAF®
- D = TXF™ Single-mode (G.654.E)

3 Defines cable type.

- U = ALTOS® Loose Tube Cable with 2.5 mm buffer tubes

1) Cable outer diameter may change. Example: 48 F cable with 6 fibers per tube will require 8 active buffer and have an OD like a standard 96 F cable.

4 Defines outer jacket.

- 4 = All-dielectric

5 Select fiber placement.

- T = 12 fibers/buffer tube (standard)
 - 6 = 6 fibers/buffer tube
- See Note 1.

6 Select length markings.

- 3 = Markings in meters
- 4 = Markings in feet (standard)

7 Defines special jacket feature.

- 7 = ALTOS® Cable with FastAccess™ Technology

8 Select performance option code.

- 30 = 62.5 µm multimode (OM1)
- 31 = 50 µm multimode (OM2)
- 80 = 50 µm multimode (OM3)
- 90 = 50 µm multimode (OM4)
- 01 = Single-mode (OS2) (Max. attenuation 0.4/0.4/0.3 dB/km)
- 00 = Single-mode (OS2) (Max. attenuation 0.35/0.35/0.25 dB/km)
- 22 = Single-mode (OS2) (Max. attenuation 0.34/0.34/0.22 dB/km)
- 19 = Single-mode (Ultra Low-Loss) (Max. attenuation 0.33/-0.19 dB/km)
- 01 = Single-mode (TXF) (Max. attenuation -/-0.20 dB/km)
- 01 = Single-mode NZDSF* (Max. attenuation -/-0.25 dB/km)

*Non-Zero Dispersion-Shifted Single-mode Fiber

9 Defines cable type.

- D = ALTOS® Gel-Free Cable

10 Defines special requirements.

- 20 = No special requirements



Corning Optical Communications LLC • 4200 Corning Place • Charlotte, NC • 28216 • United States
 800-743-2675 • FAX: 828-325-5060 • International: +1-828-901-5000 • www.corning.com/opcomm

A complete listing of the trademarks of Corning Optical Communications is available at www.corning.com/opcomm/trademarks. All other trademarks are the properties of their respective owners. Corning Optical Communications is ISO 9001 certified. © 2024 Corning Optical Communications. All rights reserved.

CONTACT US



1841 Industrial Ave
 San Angelo, TX 76904
 (325) 262-4031
www.unitedtelsupply.com



and





